

GCG Sunday School - 11 May 2025

Lesson Outline



Lesson: The Wonderful Walk Home
Passage: Isaiah 35
Big Idea: The Lord will bring his people safely home.
Main Aim: Be brave, the Lord will come and save those who trust in him.
Key verses: Isaiah 35:1, 4, 10

Please pray for the lesson preparation, that God's word would feed us and the children.

Laptop/tablet + speaker: Unless you are at the Greenwich service, you will need to bring a device to play any media. If needed, Jonny can provide a **laptop and Bluetooth speaker**. 😊

Additional resources: [Isaiah Overview talk: Training for Grace Group leaders](#)

Passage info for leaders: (Lesson Overview on page 3)

Isaiah Overview

701BC is the key date for Isaiah: when the Assyrian army arrives at Jerusalem and is destroyed.

Chapters 1-35 The army is coming. It will destroy everything, but Jerusalem will be saved.

Chapters 36-39 Those exact events happen. The army is destroyed at the gates of Jerusalem.

Chapters 40-66 The future will look a bit like the past:

Coming universal judgement, with those who trust in the Lord being saved.

Chapters 1-39 are written about the past, so that we'd trust the Lord for the future: chapters 40-66.

Passage Overview

Israel in exile. Feeling weak and scared. What do they need to know?

1. The desert road will become beautiful. *Isaiah 35:1-2*
It's sort-of picture language. It's describing their road back to the land from exile.
2. So be strong, don't be scared. *Isaiah 35:3-4*
The Lord will save the Israelites from exile.
3. And the road home will be amazing. *Isaiah 35:5-10*
An amazing highway. Full of God's people singing as they walk home.

For them then

Look forward to the day that the Lord brings his people home from exile.

For us now

The Lord did sort-of bring his people home from exile. But one day he'll bring all his people home.

The Age Ranges

Sailors: Ages 3-6






Officers: Ages 7-11

CW (average age 4-5 years) - Prepare the lesson for **all ages**.

Then separate **Sailor** and **Officer** groups for **Heart & Hands** teaching.

GR and EC - Personalise **all material** for the Sailors or Officers.

Lesson Overview

Get Going ~3 min + Song	Bible Talk ~10 mins	Heart & Hands ~30 mins	Catechisms ~10 mins	Land the Lesson
				
Welcome & Pray Intro Idea Song	The Big Idea The Main Aim	Craft/ Worksheet Further teaching Memory verse	Practice Together	Recap Pray Extra Fun Time



Get Going

Welcome, Pray, Introduction idea & Song

At GR and EC the Sailor Leader will lead the “Get Going” section, by default.

Welcome and connect briefly with the children

- Ask a fun question, showing we're interested in their lives. Such as:
 - What's the best/ most fun thing you did yesterday/ this morning? Highlight/lowlight?
 - What was the tastiest food you ate? The smelliest thing you smelled?

Prayer by the leader

- Help us to listen carefully to what God has to say to us today, and to have fun.

Rules Reminder

- We listen to the leader.
- We love our neighbour.

Intro Idea - Introduces the theme of the passage with “Intro” Powerpoint slides.

- Ask the children - How would you feel if you were told..?
 - It's time to go to school? - Maybe good, maybe not.
 - It's time to go to the ice cream van? - Good.
 - It's time to go to the deepest, darkest prison. - Not good!
 - It's time to go to your home? - Good?
 - It's time to go to your home, if you came from the darkest prison? - Amazing!

The Israelites in today's passage were told they'd go home from Exile...


Link: Introduce the Big Idea

Sing - If needed, talk through the words and actions before singing.

Our God is a Great Big God - <https://www.youtube.com/watch?v=Qs3hWKEE3Ac>

GR & EC - Split into **Sailor** and **Officer** groups for the remainder of the session.

CW - Remain together.



Bible Talk

Teaching the Big Idea & Main Aim.

Using the ICB translation: International Children's Bible.

Available at: [Bible Gateway](http://BibleGateway)

Keep it clear and snappy. Maybe come up with a catchphrase for the week.

Have Bible open throughout to show that we're teaching from God's word, and not from our heads.

Make the Bible talk engaging by asking questions and/or using visual aids.

Key Verses - Isaiah 35:1, 4, 10

Lesson Points - Arriving repeatedly at the Big Idea.

Today is a Sceptics Week lesson. I'd recommend running through the gospel outline using the laminated pictures in the box. Pictures are also on the G-drive.

Isaiah is talking about when Israel will be in exile, feeling sad, weak and scared.

What do they need to know?

1. The Lord will make an amazing road home.

Isaiah 35:1-2

They were taken into exile across a desert.

It's hot, rocky and dangerous.

But the desert road will turn into a beautiful place: plants, water, life.

It'll be so amazing, the desert will sing..!

The road home will be amazing.

It's sort-of picture language.

It's describing their actual walk back to the land from exile.

But it's picture language about how amazing it'll be. The desert won't actually sing..!

The Lord will bring his people safely home.

2. So be brave, don't be scared.

Isaiah 35:3-4

This is really good news for them.

In exile. They probably feel weak, scared, sad.

They don't need to feel these things.

The Lord will save the Israelites from exile. And it'll be amazing.

They can be strong and brave.

The Lord will bring his people safely home.

3. All The Lord's people will come safely home

Isaiah 35:10

The Bible says that we're a bit like the Israelites.

We're not home yet. It's a bit like we're in exile.

But there is a way to come safely home.

Those who trust in the Lord's words will be saved.

Trusting that Jesus' words are true.

Jesus takes away our sin. He will bring us safely home.

We who trust in Jesus don't need to be scared or feel weak.


because thanks to Jesus, the Lord will bring us safely home.

Brief application - The Main Aim expanded.

- **Sailors** State the Main Aim application and expand it a bit.
This is how it's right to think/ act/ talk/ feel.
For home/ school/ church.
- **Officers** Ask questions to arrive at the Main aim application.
How does this help us think/ act/ talk/ feel differently?
What about at home/ school/ church?

Teaching ideas - Ask Jonny if you'd like more ideas.

- In the Bible talk, I'd recommend using the teaching images to get the big points clear.
- Isaiah series picture. Find it laminated in the box. Use it to give an Isaiah overview each week: Isaiah is surrounded by people trusting in themselves, idols and money to save them. No! He says. Trust in the Lord alone to save you!



- Isaiah has a lot of picture language. Bring out the *images* and the *tone* by acting/storytelling: **You may want to source extra props, Jonny can help.**
Here are some ideas for scenes,
 - The desert transforming from dead to alive.
 - The Lord's people sad in exile.
 - The Lord's people singing as they walk home.

- Ask questions when teaching, adapting them for the children in your group, such as:

How would you be feeling if you were in exile?

What will the desert be like?

How would they feel as they walked home?

Why was Israel in exile?

How does the Lord forgive our sin to bring us home?

How can the Lord's people feel today?

Knowing that those who trust in him will come safely home?

- **Sailors - More question ideas:** What noise/ smell do you think it made? How many stars did he see? Have you ever seen that before? How did he feel? What face would she have made?

- **Sailors - More teaching ideas:** Make actions to copy at certain points, act it out with costumes and scenery, go for a walk around the room, use Lego/Playmobile figures.
- **Officers - More question ideas:** Why do you think he did that? What did she get right/wrong? What would you do in his situation?
- **Officers - More teaching ideas:** Act it out, have them draw scenes, shout out the best thing they see in the passage, make a puppet show using paper and card, go for a walk, use Lego.



Heart and Hands

More on the Big Idea & Main Aim with activities.

Table Activities - Craft or worksheet - Spares go to the Eltham service.

- **Sailors** **Craft.**
Cut, stick/fasten, colour. Chat about how it relates to the teaching point.
- **Officers** **Worksheet.**
This is a guided form of Bible study, to help them learn how Bible studies work. The sheet progresses from easy questions, to harder questions. Help them find answers in the Bible and think about the passage.

Further Teaching

An opportunity to reteach the same Big Idea & Main Aim with:

- Act out the passage/ recap main point using the craft/worksheet.
- Do a drama based on the Main Aim. For example, the children make up a drama about someone who used to be worried, but is now comforted because God knows them completely.
- Discuss application.

The New City
Catechism

for Kids



New City Catechism

Practice Together

What is this? Tim Keller Introduces the New City Catechism

Why do this? Why We Should Catechize Our Children

This week - Question 9.

- Open up the Catechism of the week.
Practice saying it with the children. Some might have learnt it at home to say it with less help.
Talk about difficult words and ideas.
- **Sailors** **Use Children's Mode and the songs to learn:**
 Q1 What is Our Only Hope in Life and Death?
- **Officers** Use Children's Mode where necessary.
You could make up a rhyme or rap to learn it.
Or make up a game of trying to remember it: In a circle, one word each.



Land the lesson

Bring everything together: Recap, prayer and game.

Recap - Use the craft/ worksheet to remind them of the Big Idea & Main Aim.

Pray - Encourage the children to pray with you about the Big Idea and Main Aim. They could **thank/praise God** for it or **ask for help** in believing it.

- **Sailors** You could suggest “Popcorn prayers” - really short prayers.
Or “Arrow prayers”- We all shoot up like an arrow at the end.
Or you could try the idea we use with Officers.
- **Officers** You could pass an object, like a Bible, around the room.
When a child receives the Bible, they can choose to pray in their head or aloud.

Game idea - Feel free to play something different!

- **Sailors** Something fun, check the G-drive.
- **Officers** Something fun, check the G-drive.

Time fillers, Games and Music - Check the G-drive

- I often play something from: <https://www.youtube.com/@thebiggeststory>
- A Spotify playlist of Sunday School songs can be found in the Term Overview Document.

Sign out - Give each family a Take Home Sheet

- Sign out with Check-In.